

BUMA-TG®

CERACOLOR USG EXTRA



Hydrophobic, premium tile/ stone grout

Low water absorption

Suitable for immersion area

Low shrinkage rate

Good resistance to abrasion



BUMATECH CO., LTD

Factory: 820 Chanh Hamlet, Duc Lap Ha, Duc Hoa, Long An Province

Telephone: 028.3868 3803

Email: info@bumatech.com.vn

Website: www.bumatech.com.vn

PRODUCT DESCRIPTION

Ceracolor USG Extra is made up of a blend of white cement, fine-grained inert materials, hydrophobic synthetic polymers, special additive and pigments. **Ceracolor USG Extra** is classified to CG2WA in compliance with TCVN 7899:3 – 2008 and EN 13888, ISO 13007-3

USES

▪ **Ceracolor USG Extra** is designed for internal/external, water tank, swimmingpool grouting of floors and walls, and finishes in all types of tile, stone, glass mosaic or marble mosaic

PACKAGING

01 kg/bag (20kgs/carton box)

COLOUR

Refer to color chart – 20 colors

CONSUMPTION

$\text{kg/m}^2 = (A+B) \times C \times D \times 1.5 \times K / (A \times B)$

A, B, C is dimension of tile or stone

D is width of joint

K is wastage ratio (K=1.1-1.2)

All dimensions must be in mm

SHELF LIFE

Factory sealed containers of this product are guaranteed to be of first quality for eighteen (18) months* if stored off the ground in a dry area

* High humidity will reduce the shelf life of bagged product

LIMITATIONS

- Do not use where hard chemical resistance is required. Instead, use epoxy grout **Cerapox**
- Do not use acid to clean grout joints
- Do not allow grout to harden on the face of the tile; clean promptly
- Jobsite conditions can affect the final color of colored grouts. Try a small test area to determine your results before grouting entire installation
- Do not mix with cement or other products, and never add water **Ceracolor USG Extra** once it has started to set
- Do not mix **Ceracolor USG Extra** with salt-water or dirty water
- Do not use **Ceracolor USG Extra** for expansion joint and movement joints on wall and floors
- In the case of tiles or slabs of stone material which have micro-porosity or rough surface, carry out a preliminary test on a small piece to check whether it may be easily cleaned. If necessary, treat the surface with a suitable sealer such as **BUMASEAL S** or **BUMASEAL S PLUS**
- Use for joint with maximum width is 4mm

INSTALLATION**Surface preparation**

- Before grouting the joints, wait until the installation mortar or the adhesive is complete set
- Remove spacers and debris in grout joints and remove dust and dirt using a wet sponge
- The joints must be empty down to at least 2/3 of thickness of the tiles
- Adhesive, mortar must be removed from the joints whilst still fresh
- Do not leave water standing in joints
- Substrate temperature must be between 4°C and 32°C
- Apply grout release or sealer if necessary

Mixing

- Pour **Ceracolor USG Extra** into a clean container of clean water while mixing, at a ratio of 33-38% by weight
- Stir the mixture, preferably with a low-speed mixer to avoid drawing in air, until a smooth paste is obtained
- Allow to slake for 3 – 5 minutes and remix
- Use the mix within 01 hour

Application

- Fill the joints with **Ceracolor USG EXTRA** mixture using BUMATECH rubber grout tool
 - Ensure that joint is filled and grout is not sitting on top (i.e. “bridging the joint”)
- Remove excess grout the face of the tiles with the edge of the rubber grout float. Hold the float at a 90° angle and pull it at a 45° angle diagonally across the joints and tile to avoid pulling out the material
- When the mixture loses its flexibility and becomes opaque (usually takes place after 10-20 minutes), remove remaining grout with a damp sponge (not wet) or a damp towel. Work diagonally to the joints. Allow to dry
 - If the cleaning operations carried out too soon (the mix is still too runny), some of the mix may be removed from the joints

Cleaning

- Due to high adhesion strength of this product (even on metals), tools should be washed before mixture becomes harden
- Once mixture setting, cleaning can only be carried out by mechanical method

SAFETY PRECAUTIONS

- In case of contact with the eyes, rinse with running water (10-15min)
- Wear protective gloves, clothing and eyes and face protection.

DISCLAIMER

- Technical details and recommendations contained in this product datasheet correspond to the best of our knowledge and experiences at the time of printing
- These detail offered for user's consideration and evaluation. It is the responsibility of the user to conduct their own tests to validate the suitability of the products for their requests
- Technical details and recommendations can be changed by site condition and workmanship of applicators.
- As we have no control over site conditions and the execution of the work, we accept no liability for any loss or damage which may rise as a result thereof. We also reserve the right to update the information at any time without prior notice to you to reflect our ongoing research and development program
- The newest technical data sheet will be supplied upon user request

TECHNICAL SERVICES/ AVAILABILITY

Information is available by calling

BUMATECH CO., LTD

Office: 154/1/5 Cong Lo, Ward 15, Tan Binh District, Ho Chi Minh City

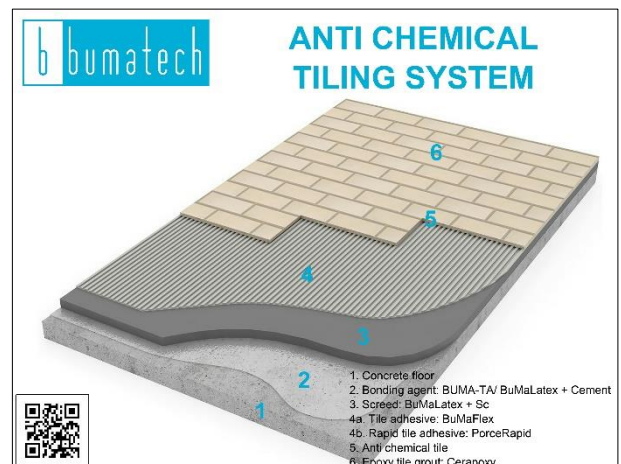

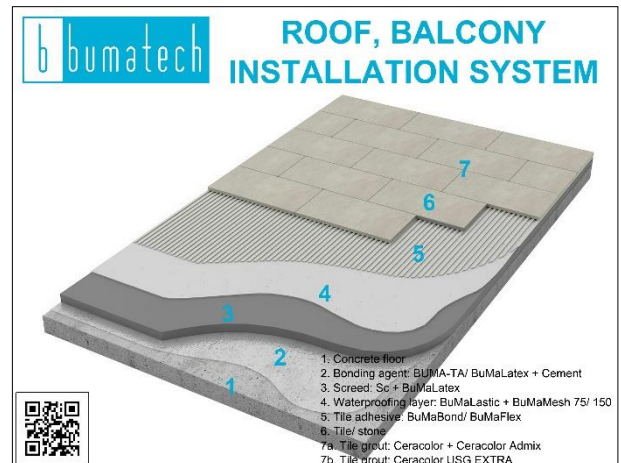

Factory: 820 Chanh Hamlet, Duc Lap Ha Ward, Duc Hoa District, Long An Province

Technical : 028. 3910 0814

Sale : 028. 3868 3803

Email : info@bumatech.com.vn

Website : www.bumatech.com.vn



PRODUCT PERFORMANCE PROPERTIES

Test	Test Method	Specification	Result
Flexural strength under standard conditions	TCVN 7899-4:2008 ISO 13007-3:2010	> 2.5 N/mm ²	≥ 6.0 N/mm ²
Flexural strength after freeze-thaw cycles		> 2.5 N/mm ²	≥ 4.0 N/mm ²
Compressive strength under standard conditions		> 15.0 N/mm ²	≥ 20.0 N/mm ²
Compressive strength after freeze-thaw cycles		> 15.0 N/mm ²	≥ 17.0 N/mm ²
Abrasion resistance		< 2000 mm ³	≤ 900 mm ³
Shrinkage		< 3.0 mm/m	≤ 2.0 mm/m
Water absorption after 30 mins		≤ 2.0 g	Pass
Water absorption after 240 mins		≤ 5.0 g	
Pot life (29°C)	n/a	n/a	1 hour
VOC content	USEPA Method 24	≤ 65 g/l	0 g/l

Specifications subject to change without notification. Results shown are typical but reflect test procedures used. Actual field performance will depend on installation methods and site conditions